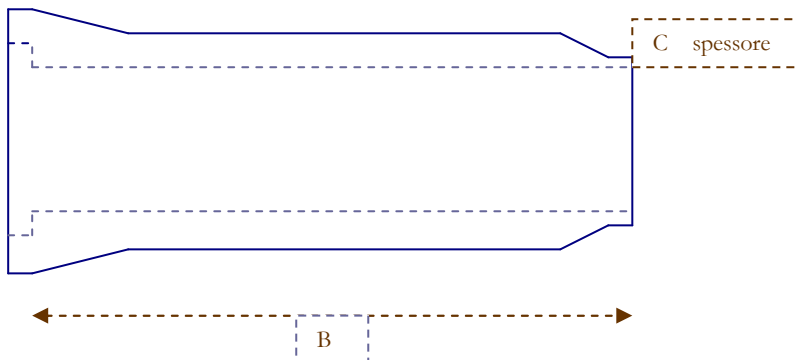
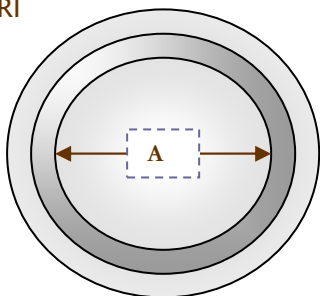



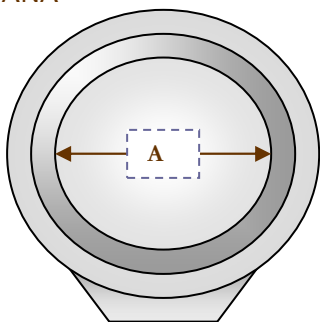
TUBI CIRCOLARI e TUBI A BASE PIANA CON GIUNTO A BICCHIERE

lunghezza 200 cm non armati

TUBI CIRCOLARI



TUBI A BASE PIANA



TUBI CIRCOLARI	A	B	C	diam. est. max bicchiere	Kg cadauno
Diam. 30 cm interno	Ø 30 cm	200 cm	5,75 cm	Ø 51,0 cm	420
Diam. 40 cm interno	Ø 40 cm	200 cm	6,25 cm	Ø 63,5 cm	480
Diam. 50 cm interno	Ø 50 cm	200 cm	7,00 cm	Ø 77,0 cm	780
Diam. 60 cm interno	Ø 60 cm	200 cm	7,75 cm	Ø 91,0 cm	965
Diam. 80 cm interno	Ø 80 cm	200 cm	8,00 cm	Ø 114,0 cm	1500
TUBI A BASE PIANA					
Diam. 40 cm interno	Ø 40 cm	200 cm	6,25 cm	Ø 63,5 cm	640
Diam. 50 cm interno	Ø 50 cm	200 cm	7,00 cm	Ø 77,0 cm	840
Diam. 60 cm interno	Ø 60 cm	200 cm	7,75 cm	Ø 91,0 cm	1060
Diam. 80 cm interno	Ø 80 cm	200 cm	8,00 cm	Ø 114,0 cm	1750

C : spessore medio parte centrale superiore dei tubi



11

EN1916: 2004

ARMANI DOMENICO
di **ARMANI GRAZIANO & C.** S.a.s.
produzione e vendita manufatti in cemento
V. A. Monga, 35/a
37029 SAN PIETRO IN CARIANO (VR)
TEL. 045 7701828
R.I. / Partita Iva / Cod. Fisc.: 00815600234



FOTO DI TUBI A BASE PIANA DIAM. INT., 80 CM

I disegni rappresentano i manufatti - non sono in scala